

HYUPSHIN FLANGES



플랜지 

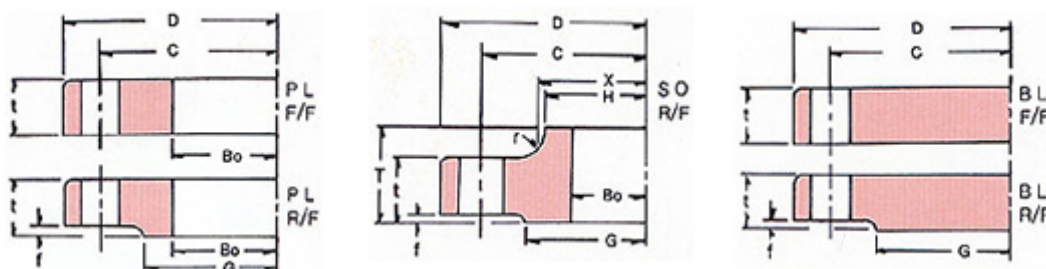
Flanges

Flansche

JIS B2220 / KS B1503 STEEL FLANGES 5KG



Approved by Korea Standards Association, Certificate No. 05-0045



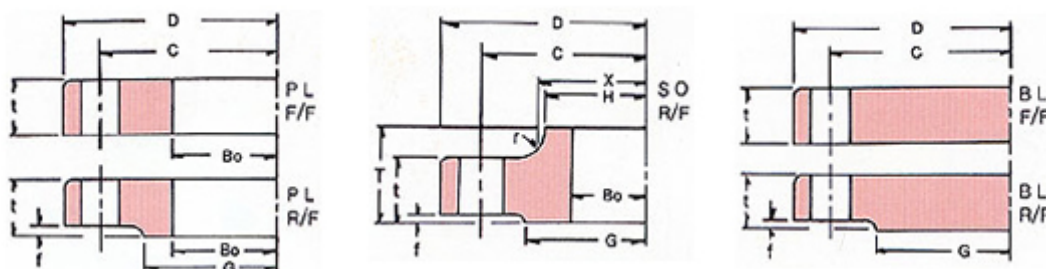
PIPE		PIPE	Bo (2)		D (2)		t (2)		T (2)		G (2)	
B	A											
3/8	10	17.3	17.8	0.5	90	1	14	1	20	±1.0	48	±0.8
1/2	15	21.7	22.2	0	95	0	14	0	20		52	
3/4	20	27.2	27.7		100		16		22		58	
1	25	34	34.5		125		16		24		70	
1-1/4	32	42.7	43.2		135		18		26		80	
1-1/2	40	48.6	49.1		140		18		26		85	
2	50	60.5	61.1		155		18		26		100	
2-1/2	65	76.3	77.1		175		20		30		120	
3	80	89.1	90		200		22	1.5	34		135	
3-1/2	90	101.6	102.6	1	210		24	0	36		145	
4	100	114.3	115.4	0	225		24		36	160		
5	125	139.8	141.2		270		26		40	195		
6	150	165.2	166.6		305	1.5	28		42	230		
7	175	190.7	192.1		325	0	30		46	250		
8	200	216.3	218		350		30		46	275		
9	225	241.8	243.7		385		32		48	300		
10	250	267.4	269.5		430		34		52	345		
12	300	318.5	321		480		36		56	395		
14	350	355.6	358.1		540		40		62	440		
16	400	406.4	409	1.5	605	2	46		70	495		
18	450	457.2	460	0	675	0	48		78	560		
20	500	508	511		730		50		84	615		
22	550	558.8	562		795		52	2	90	670		
24	600	609.6	613	2	845		54	0	96	720		
26	650	660.4	664	0	945		60		-	790		
28	700	711.2	715		995		64		-	840		
30	750	762	766		1080	2.5	68		-	900		
32	800	812.8	817	2.5	1140	0	72		-	960		
34	850	863.6	868	0	1200		74		-	1020		
36	900	914.4	919		1250		76		-	1070		

f	r	H (2)		X (2)		C (2)		Number of Holes	Bolt Diameter	kg/ pc		
										PL	SO	BL
1	4	30	1	32	1	65		4	15	0.6	0.6	0.6
1	4	34	0	36	0	70		4	15	0.7	0.7	0.7
1	4	40		42		75		4	15	0.8	0.8	0.9
1	4	48		50		90		4	19	1.3	1.3	1.5
2	5	56		60		100		4	19	1.6	1.6	1.8
2	5	62		66		105		4	19	1.7	1.7	2
2	5	76		80		120	±0.5	8	19	1.9	1.9	2.4
2	5	100		104		140		8	19	2.6	2.6	3.4
2	6	113		117		160		8	23	3.8	3.9	4.9
2	6	126		130		170		8	23	4.4	4.6	6
2	6	138		142		185		8	23	4.9	5.1	6.9
2	6	166		172		225		8	25	7.8	8.3	11
2	6	196		202		260		12	25	10.1	10.6	14.9
2	6	218		226	1.5	280		12	25	12	12.1	19
2	6	244	1.5	252	0	305		12	25	12.6	13.3	21.4
2	6	266	0	274		335		12	27	16	16.3	28.5
2	6	304		312		380	±0.6	12	27	21.9	23.4	37.2
3	8	354		364		430		16	27	25.8	27.7	48.8
3	8	398		408		480		16	33	36.2	39.2	68
3	10	446		456	2	540		16	33	51.7	54.2	99.4
3	10	504	2	514	0	605		20	33	66.1	71.7	129.1
3	10	558	0	568		660		20	33	77.4	86.2	158.4
3	10	612		622		720		20	39	92.2	105	194
3	10	666	2.5	676	2.5	770	±0.8	24	39	101.1	119	226.9
5	-	-	0	-	0	850		24	48	147.6	-	311.6
5	-	-		-		900		24	48	168	-	370.9
5	-	-		-		970		24	56	212.7	-	460.1
5	-	-		-		1030		24	56	248.5	-	546.5
5	-	-		-		1090	±1.0	24	56	280.5	-	626.2
5	-	-		-		1140		28	56	296.9	-	694.9

JIS B2220 / KS B1503 STEEL FLANGES 10KG



Approved by Korea Standards Association, Certificate No. 05-0045



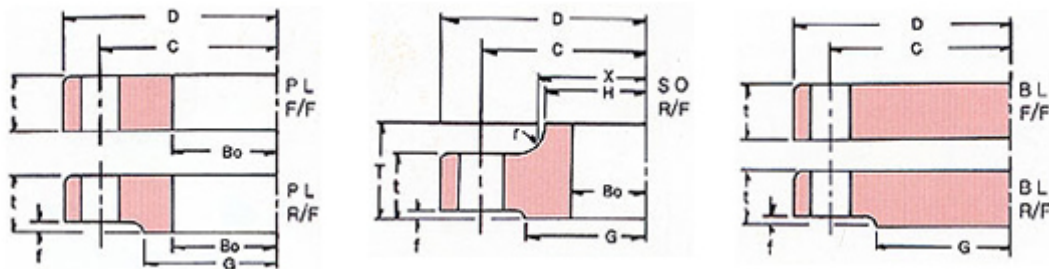
PIPE		PIPE	Bo (2)		D (2)		t (2)		T (2)		G (2)	
B	A											
3/8	10	17.3	17.8	0.5	90	1	12	1	-	±1.0	48	±0.8
1/2	15	21.7	22.2	0	95	0	12	0	-		52	
3/4	20	27.2	27.7		100		14		-		58	
1	25	34	34.5		125		14		-		70	
1-1/4	32	42.7	43.2		135		16		-		80	
1-1/2	40	48.6	49.1		140		16		-		85	
2	50	60.5	61.1		155		16		-		100	
2-1/2	65	76.3	77.1		175		18		-		120	
3	80	89.1	90		185		18		-		130	
3-1/2	90	101.6	102.6	1	195		18		-		140	
4	100	114.3	115.4	0	210		18		-	155		
5	125	139.8	141.2		250		20		-	185		
6	150	165.2	166.6		280		22	1.5	-	215		
7	175	190.7	192.1		305	1.5	22	0	32	240	±0.9	
8	200	216.3	218		330	0	22		32	265		
9	225	241.8	243.7		350		22		34	285		
10	250	267.4	269.5		400		24		36	325		
12	300	318.5	321		445		24		38	370		
14	350	355.6	358.1		490		26		42	415		
16	400	406.4	409	1.5	560		28		44	475		
18	450	457.2	460	0	620	2	30		48	530		
20	500	508	511		675	0	30		48	585		
22	550	558.8	562		745		32		52	640		±1.5
24	600	609.6	613	2	795		32		52	690		
26	650	660.4	664	0	845		34		56	740		
28	700	711.2	715		905		34		58	800		
30	750	762	766		970		36		62	855		
32	800	812.8	817	2.5	1020	2.5	36		64	905		
34	850	863.6	868	0	1070	0	36		66	955		
36	900	914.4	919		1120		38		70	1005	±1.2	

f	r	H (2)		X (2)		C (2)		Number	Bolt	kg/ pc		
								of	Diameter			
								Holes		PL SO BL		
1	-	-	1.5	-	1.5	65	±0.5	4	15	0.5	-	0.6
1	-	-	0	-	0	70		4	15	0.6	-	0.7
1	-	-		-		75		4	15	0.8	-	0.9
1	-	-		-		90		4	19	1.2	-	1.3
2	-	-		-		100		4	19	1.5	-	1.7
2	-	-		-		105		4	19	1.6	-	1.8
2	-	-		-		120		4	19	1.9	-	3.3
2	-	-		-		140		4	19	2.6	-	3.3
2	-	-		-		150		8	19	2.6	-	3.5
2	-	-		-		160		8	19	2.8	-	4
2	-	-		-		175		8	19	3.2	-	4.6
2	-	-		-		210		8	23	4.8	-	7.3
2	-	-		-		240		8	23	6.4	-	10.1
2	6	208		212		265		±0.6	12	23	6.8	7.3
2	6	234		238		290	12		23	7.6	8.1	14
2	6	260		264		310	12		23	7.8	8.5	15.8
2	6	288		292		355	12		25	11.8	12.7	22.7
3	6	340		346		400	16		25	13.6	13.8	30.4
3	6	380		386		445	16		25	16.4	18.2	37.1
3	6	436		442		510	16	27	23	25.2	52.5	
3	6	496	2	502	2	565	±0.8	20	27	29.5	33	68.8
3	6	548	0	554	0	620		20	27	33.5	37.6	82.1
3	6	604		610		680		20	33	43.1	49.7	105.8
3	6	656	2.5	662	2.5	730		24	33	45.7	52.6	120.2
3	6	706	0	712	0	780		24	33	52.1	60.6	145
3	6	762		770		840		24	33	59.5	70.6	167
3	6	816		824		900		24	33	73.2	85.8	204.2
3	6	868	3	876	3	950		28	33	76.4	91.2	225.4
3	6	920	0	928	0	1000		±1.0	28	33	80.7	98.6
3	6	971		979		1050	28		33	89.4	109	288.4

JIS B2220 / KS B1503 STEEL FLANGES 16KG



Approved by Korea Standards Association, Certificate No. 05-0045



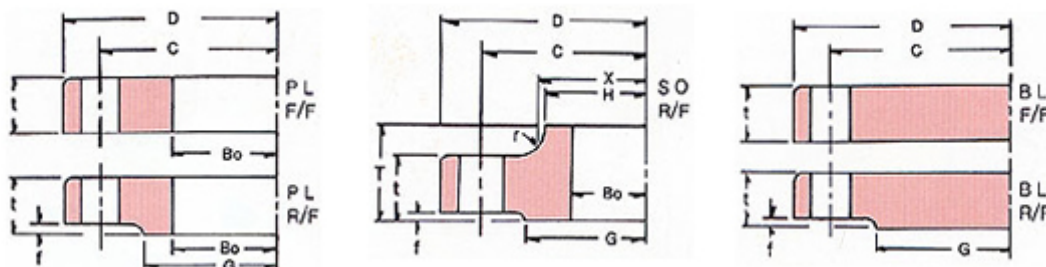
PIPE		PIPE	Bo (2)		D (2)		t (2)		T (2)		G (2)	
B	A											
3/8	10	17.3	17.8	0.5	90	1	12	1	16	±1.0	48	±0.8
1/2	15	21.7	22.2	0	95	0	12	0	16		52	
3/4	20	27.2	27.7		100		14		20		58	
1	25	34	34.5		125		14		20		70	
1-1/4	32	42.7	43.2		135		16		22		80	
1-1/2	40	48.6	49.1		140		16		24		85	
2	50	60.5	61.1		155		16		24		100	
2-1/2	65	76.3	77.1		175		18		26		120	
3	80	89.1	90		200		20		28		135	
3-1/2	90	101.6	102.6	1	210		20		30		145	
4	100	114.3	115.4	0	225		22	1.5	34	160		
5	125	139.8	141.2		270		22	0	34	195		
6	150	165.2	166.6		305	1.5	24		38	230		
7	175	190.7	192.1		325	0	26		40	250		
8	200	216.3	218		350		26		40	275		
9	225	241.8	243.7		385		26		40	325		
10	250	267.4	269.5		430		28		44	345		
12	300	318.5	321		480		30		48	395		
14	350	355.6	358.1		540		34		52	440		
16	400	406.4	409	1.5	605	2	38		60	495		
18	450	457.2	460	0	675	0	40		64	560		
20	500	508	511		730		42		68	615		
22	550	558.8	562		795		44		70	670		
24	600	609.6	613	2	845		46		74	720		
26	650	660.4	664	0	895		48		77	770		
28	700	711.2	715		960		50		80	820		
30	750	762	766		1020	2.5	52	2	83	880		
32	800	812.8	817	2.5	1085	0	54	0	86	930		
34	850	863.6	868	0	1135		56		89	980		
36	900	914.4	919		1185		58		93	1030		
40	1000	1016	1021	3	1320		62		99	1140		
44	1100	1117.6	1123	0	1420		66		105	1240		
48	1200	1219.2	1225		1530	3	70		112	1350		
52	1300	1320.8	1326		1645	0	74		-	1450		
54	1350	1371.6	1377		1700		76		-	1510		
56	1400	1422.4	1428		1755		78		-	1560		
60	1500	1524	1529		1865		80		-	1670		

f	r	H (2)		X (2)		C (2)		Number of Holes	Bolt Diameter	kg/ pc		
										PL	SO	BL
1	4	26	1	28	1	65		4	15	0.5	0.5	0.6
1	4	30	0	32	0	70		4	15	0.6	0.6	0.6
1	4	38		42		75		4	15	0.7	0.8	0.8
1	4	46		50		90		4	19	1.2	1.2	1.3
2	5	56		60		100		4	19	1.5	1.6	1.7
2	5	62		66		105		4	19	1.6	1.7	1.8
2	5	76		80		120	±0.5	8	19	1.7	1.8	2.1
2	5	94		98		140		8	19	2.4	2.6	3.1
2	6	108		112		160		8	23	3.5	3.7	4.5
2	6	120		124		170		8	23	3.7	4	5
2	6	134		138		185		8	23	4.5	4.9	6.3
2	6	164		170		225		8	25	6.5	7	9.2
2	6	196		202		260		12	25	8.7	9.6	12.8
2	6	216		222	1.5	280		12	25	10.7	10.9	16.5
2	6	244	1.5	252	0	305		12	25	10.9	12.1	18.6
2	6	266	0	272		335		12	27	13.9	14.1	23.1
2	6	304		312		380	±0.6	12	27	18	20	30.6
3	8	354		364		430		16	27	21.5	24.4	40.7
3	8	398		408		480		16	33	30.8	35	57.8
3	10	446		456	2	540		16	33	42.8	46.2	82.2
3	10	504	2	514	0	605		20	33	55.1	61.9	107.6
3	10	558	0	568		660		20	33	65.1	73.3	133.1
3	10	612		622		720	±0.8	20	39	77.9	88.1	164.1
3	10	666	2.5	676	2.5	770		24	39	86	98.8	193.2

JIS B2220 / KS B1503 STEEL FLANGES 20KG



Approved by Korea Standards Association, Certificate No. 05-0045



PIPE		PIPE	Bo (2)		D (2)		t (2)		T (2)		G (2)	
B	A											
3/8	10	17.3	17.8	0.5	90	1	14	1	20	±1.0	48	±0.8
1/2	15	21.7	22.2	0	95	0	14	0	20		52	
3/4	20	27.2	27.7		100		16		22		58	
1	25	34	34.5		125		16		24		70	
1-1/4	32	42.7	43.2		135		18		26		80	
1-1/2	40	48.6	49.1		140		18		26		85	
2	50	60.5	61.1		155		18		26		100	
2-1/2	65	76.3	77.1		175		20		30		120	
3	80	89.1	90		200		22	1.5	34		135	
3-1/2	90	101.6	102.6	1	210		24	0	36		145	
4	100	114.3	115.4	0	225		24		36	160		
5	125	139.8	141.2		270		26		40	195		
6	150	165.2	166.6		305	1.5	28		42	230		
7	175	190.7	192.1		325	0	30		46	250		
8	200	216.3	218		350		30		46	275		
9	225	241.8	243.7		385		32		48	300		
10	250	267.4	269.5		430		34		52	345		
12	300	318.5	321		480		36		56	395		
14	350	355.6	358.1		540		40		62	440		
16	400	406.4	409	1.5	605	2	46		70	495		
18	450	457.2	460	0	675	0	48		78	560		
20	500	508	511		730		50		84	615		
22	550	558.8	562		795		52	2	90	670		
24	600	609.6	613	2	845		54	0	96	720		
26	650	660.4	664	0	945		60		-	790		
28	700	711.2	715		995		64		-	840		
30	750	762	766		1080	2.5	68		-	900		
32	800	812.8	817	2.5	1140	0	72		-	960		
34	850	863.6	868	0	1200		74		-	1020		
36	900	914.4	919		1250		76		-	1070		

f	r	H (2)		X (2)		C (2)	Number of Holes	Bolt Diameter	kg/ pc			
									PL SO BL			
1	4	30	1	32	1	65	±0.5	4	15	0.6	0.6	0.6
1	4	34	0	36	0	70		4	15	0.7	0.7	0.7
1	4	40		42		75		4	15	0.8	0.8	0.9
1	4	48		50		90		4	19	1.3	1.3	1.5
2	5	56		60		100		4	19	1.6	1.6	1.8
2	5	62		66		105		4	19	1.7	1.7	2
2	5	76		80		120		8	19	1.9	1.9	2.4
2	5	100		104		140		8	19	2.6	2.6	3.4
2	6	113		117		160		8	23	3.8	3.9	4.9
2	6	126		130		170		8	23	4.4	4.6	6
2	6	138		142		185		8	23	4.9	5.1	6.9
2	6	166		172		225		8	25	7.8	8.3	11
2	6	196		202		260		12	25	10.1	10.6	14.9
2	6	218		226	1.5	280		12	25	12	12.1	19
2	6	244	1.5	252	0	305	12	25	12.6	13.3	21.4	
2	6	266	0	274		335	12	27	16	16.3	28.5	
2	6	304		312		380	12	27	21.9	23.4	37.2	
3	8	354		364		430	16	27	25.8	27.7	48.8	
3	8	398		408		480	16	33	36.2	39.2	68	
3	10	446		456	2	540	16	33	51.7	54.2	99.4	
3	10	504	2	514	0	605	20	33	66.1	71.7	129.1	
3	10	558	0	568		660	20	33	77.4	86.2	158.4	
3	10	612		622		720	20	39	92.2	105	194	
3	10	666	2.5	676	2.5	770	24	39	101.1	119	226.9	
5	-	-	0	-	0	850	24	48	147.6	-	311.6	
5	-	-		-		900	24	48	168	-	370.9	
5	-	-		-		970	24	56	212.7	-	460.1	
5	-	-		-		1030	24	56	248.5	-	546.5	
5	-	-		-		1090	24	56	280.5	-	626.2	
5	-	-		-		1140	28	56	296.9	-	694.9	

We Supply following steel flanges in norms:

In JIS B2220-Standard:

5KG SOP FF, RF – SOH FF, RF – BLIND FF, RF
10KG SOP FF, RF – SOH FF, RF – BLIND FF, RF
16KG SOP FF, RF – SOH FF, RF – BLIND FF, RF
20KG SOP FF, RF – SOH FF, RF – BLIND FF, RF
30KG SOP FF, RF – SOH FF, RF – BLIND FF, RF

In KS B1503-Standard:

5KG SOP FF, RF – SOH FF, RF – BLIND FF, RF
10KG SOP FF, RF – SOH FF, RF – BLIND FF, RF
16KG SOP FF, RF – SOH FF, RF – BLIND FF, RF
20KG SOP FF, RF – SOH FF, RF – BLIND FF, RF
30KG SOP FF, RF – SOH FF, RF – BLIND FF, RF

In KS B4308 Standard:

SOP RF – BLIND RF

Raw Material for Carbon Steel:

Carbon Steel SS400, SF390A, SF440A, Q235

**We provide all flanges according to your specifications and drawings, we
delivery flanges to all ports where you in anywhere.**

JINAN HYUPSHIN FLANGES CO., LTD

No6, Nanbei Road, Niupai, Mingshui,
Zhangqiu City, Shandong,
China - 250 200

President : Mr. Guo Zhaoji

Director : Mr. Hong Songjo

Tel : + 86 531 832 945 52

Fax : + 86 531 832 918 78

Sales Manager: Mr. Austin. Guo

Tel : + 86 531 836 354 21

Fax : + 86 531 832 91878

Email: austin@hyupshin.cn

Skype : iguorui

For Steel Flanges Sales & Enquiry:

sale@hyupshin.cn

www.forged-flange.com

www.hyupshin.cn